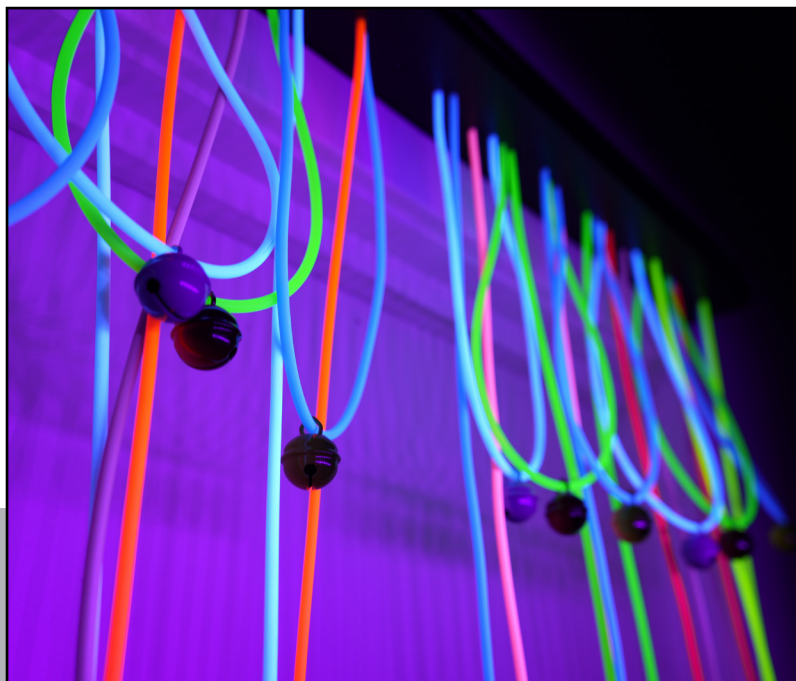




Life Changing Sensory Solutions For All

snoezelen®

INSTRUCTION MANUAL



LINELITE DOOR SHOWER

23884

01.

CONTENTS

CONTENTS

ABOUT THE PRODUCT	4
Product Description.....	5
User Benefits	5
TECHNICAL SPECIFICATION	6
Included Parts.....	7
Technical Specification	7
SAFETY AND CARE.....	8
Product Safety and Care Instructions	9
INSTALLATION GUIDE	10
Product Installation Guide	11

02.

ABOUT THE PRODUCT

Product Description

Transform your entrance into a sensory experience with the Linelite Door Panel!

This eye-catching panel is designed to captivate both sight and sound. Made with soft, tactile strands that shimmer and sway, it brings a dynamic, interactive element to any doorway. When installed in a dimly lit space and paired with a nearby ultraviolet (UV) light, the strands come alive—glowing brilliantly in radiant hues that dance with every movement.

Perfect for sensory rooms, creative spaces, or just adding a touch of magic to your home or office, the panel also features small bells woven throughout the strands. These emit gentle, melodic chimes as people pass through, adding an auditory layer to the experience.

Whether you're looking to create a calming atmosphere or a playful, immersive entryway, the Linelite Door Panel is a unique and engaging solution.

User Benefits

- **Visual stimulation** with Glow-in-the-dark strands: when paired with UV light, the strands emit a vivid glow, creating a magical, immersive visual effect.
- **Mood enhancement:** the glowing strands can help create a calming or energizing atmosphere, depending on the setting.
- **Tactile engagement:** soft, flowing strands: Encourages touch and interaction, which can be soothing or stimulating depending on the user's needs.
- **Ideal for sensory rooms:** especially beneficial for individuals with sensory processing needs, including those with autism or ADHD.
- **Auditory appeal:** integrated bells: Provide gentle, pleasant sounds as people pass through, adding an extra layer of sensory feedback.
- **Encourages movement:** the sound can prompt exploration and interaction, especially in therapeutic or play environments.
- **Decorative & functional:** unique design element: Adds a creative, futuristic touch to doorways in homes, classrooms, therapy centres, or offices.
- **Space divider:** can subtly separate areas without the need for a solid door, maintaining openness while adding flair.
- **Cognitive & emotional benefits:** stimulates curiosity and engagement: Especially useful in environments designed to encourage exploration and learning.
- **Promotes relaxation:** the combination of soft textures, glowing light, and gentle sound can help reduce anxiety and promote calm.

TECHNICAL SPECIFICATION

03.

Included Parts

1 x Linelite Door Panel with two cords attached

Technical Specification

Weight 2.5kg

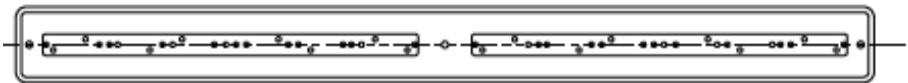
Size: approx. 144cm long

Length of strands: approx 130cmL (from bottom edge of panel to tips)

Linelite: medical grade, latex-free PVC

Panel (top): wood (natural wood finish – clear lacquer)

Bells – 2 per panel (attached by knots in the strands – each bell has a loop at the top and the



1440mm (W)

04.

SAFETY AND CARE

Product Safety and Care Instructions


Product Safety

Always supervise the use of this product.

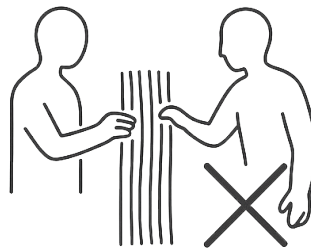
- For use in dry environments only.
- Do not pull on the strands – they can be safely touched and walked through but not pulled on.
- Do not hang anything heavy from the strands
- The bells are small parts – do not detach these from the linelite strands

Care Instructions

- To clean; wipe the strands clean as required using warm water or a mild household cleaning product



DRY ENVIRONMENT ONLY



INSTALLATION GUIDE

05.

Installation Guide

- Unpack item and dispose of packaging safely and responsibly.
- Install the Linelite Door Panel in an area where it is accessible and safe. Consider proximity to doors, walls and hazards (as below)
- Secure safely to the ceiling near a UV light. Switch off the main lights and switch on the UV light.
- Enjoy the tactile, visual and audible input with the bells.

Suspend the Linelite Door Panel from your ceiling, considering the following points:

1. The Linelite Door Panel is ready assembled for your convenience and weighs approximately 2.5kg – choose fixings that are appropriate to the construction of your ceiling and to the weight of the product.
2. Before drilling any holes, mark the ceiling where the hooks/screws will be placed. Before drilling any holes in your ceiling check there are no cables, pipes etc behind!
3. Please note the diagrams and dimensions below: Diagram 1: circles shown are the holes the cords are already threaded through i.e. if suspending this product from a ceiling, use two fixing points 72cm apart
4. The Linelite Door Panel is not electrical – proximity to a wall socket is not required.

Diagram 1: circles shown are the holes the cords are already threaded through i.e. if suspending this product from a ceiling, use two fixing points 72cm apart

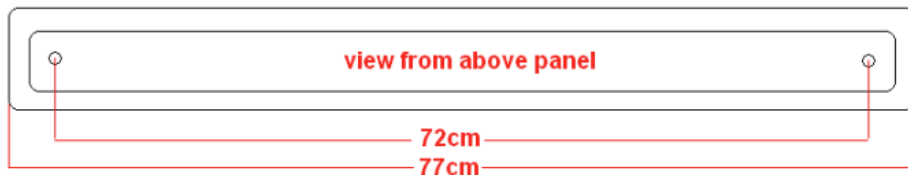
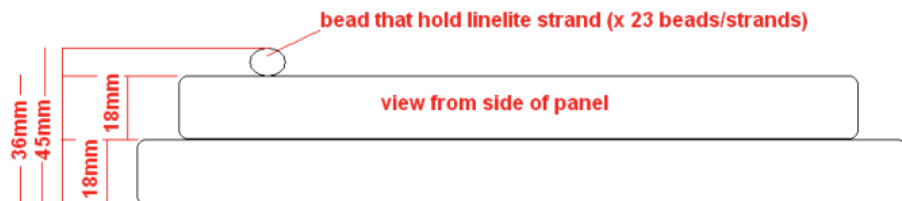


Diagram 2: heights of panel (wooden parts only) shown



Points to consider:

- Cords have a loop loosely tied at opposite end of panel – adjust and secure as required.
- Proximity of a UV light: Linelite is most visually effective in darkened environments and close to a UV light
- The strands are removable should any become damaged and need replacing.
- Location: Consider access and safety – this product is suitable for an open doorway but is not suitable where a door exists as a door opening into the strands will put strain on them

snoezelen[®]



Life Changing Sensory Solutions For All

**Rompa[®] Limited, Goyt Side Road,
Chesterfield, S40 2PH**

customer.service@rompa.com

www.rompa.com

23448_17072025